

# 457,200

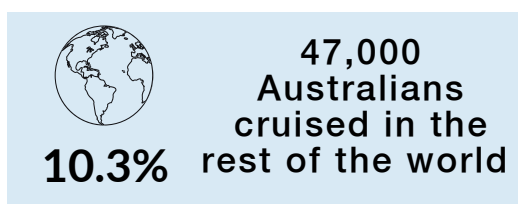
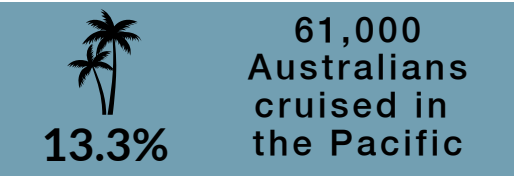
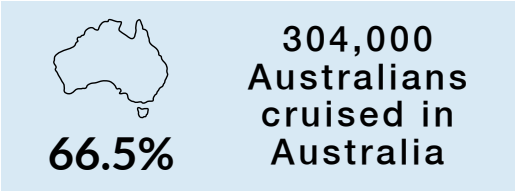
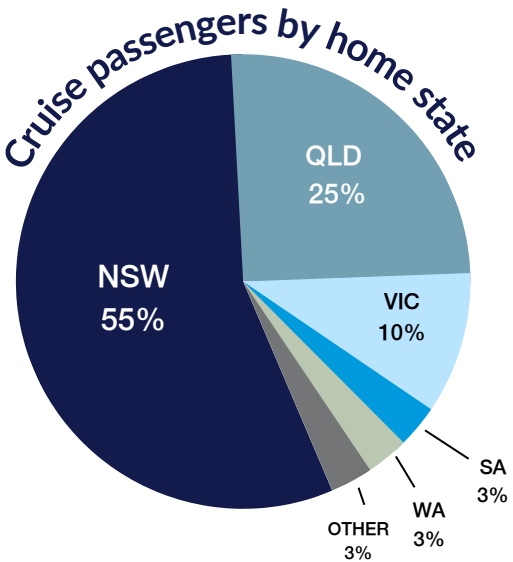
## Australian cruise passengers in 2022

### Australians embrace cruise revival

Cruising's revival in Australia has been resoundingly welcomed by local cruise passengers, with 457,200 Australians setting sail during the latter part of 2022. Despite a limited number of ships in the region and only a half year of local operations, CLIA's Source Market figure for the 2022 calendar year shows the Australian cruise market is making a swift recovery from its pandemic suspension. Cruise travel among Australians accelerated significantly in the lead-up to the summer season, and by the last quarter of the year passenger numbers were estimated to have risen to approximately 90% of the levels seen in the same quarter of 2019.



- February**  
Full reopening of Australia's international borders allows initial opportunity to cruise in other countries.
- March**  
Australian Government announces return of cruising.
- May**  
First ship sails from Sydney. First international expedition ship joins local operators in the Kimberley.
- June**  
First ship to berth at new Brisbane International Cruise Terminal.
- August**  
First cruise to New Zealand. First cruise to the South Pacific (Fiji).
- September**  
First major ships to visit Victoria and South Australia.
- October**  
First major ships to visit Tasmania, Western Australia and the Northern Territory.



Average age of Australian cruise passengers

### Australian cruise passengers by age group

2022	8% ≤12	7% 13-19	8% 20-29	8% 30-39	12% 40-49	17% 50-59	21% 60-69	20% ≥70
------	-----------	-------------	-------------	-------------	--------------	--------------	--------------	------------